



## VWR® PCR PLATE SPINNER

- Space saving design
- Easy plate loading system
- Quiet, simple operation
- Cold room compatible

**2 year  
warranty**



The VWR® PCR plate spinner offers a personal sized centrifuge designed to spin down PCR plates. This unique centrifuge is equipped with a dual position vertical rotor that accepts a wide variety of PCR plates; 96-well, 384-well, skirted and non skirted plates are all compatible. The rotor features integral plate guides, ensuring that plates stay vertical and do not tip inside the rotor. The use of an adapter plate enables you to spin down individual PCR tubes, 8- or 12- place PCR strips, and up to 4x 48 well half plates.

Sealed microplates are loaded vertically through the loading slots. The rotor can be turned using the rotor knob to insert the second plate. Upon closing the lid of the unit, the motor quickly accelerates to 2500 rpm and will maintain speed until the 'Open' button is pressed. After pressing the button, the rotor brake engages and brings the rotor to a quick and gentle stop.

### Technical specifications


Maximum speed (rpm)	2500
Maximum RCF (x g)	500
Capacity	2 PCR plates
WxDxH (mm)	190x210x183
Weight (kg)	3
Electrical	230 V, 50/60 Hz

### Description

Description	Cat. No.
VWR® PCR plate spinner	
VWR® PCR plate spinner 2 plate rotor, EU-plug	521-1648
VWR® PCR plate spinner 2 plate rotor, UK-plug	521-1649

### Adapter

8x 0,2 ml PCR strips, 12x 0,2 ml PCR strips, 0,2 ml PCR tubes, or 4x 6 half plates	521-1650
--	----------





# MiniFuge

## Get in a spin!

Small enough to fit on your benchtop for your own personal use. The strip rotor accepts either 16 single or two 8-strip 0.2 ml tubes; the standard rotor accepts six 0.5 ml or 1.5/2.0 ml microcentrifuge tubes. The rotors can be changed easily and quickly.

## Features

- Supplied with two, interchangeable rotors for single and strip tubes
- Ideal for quick spin downs and microfiltration
- Starts and stops in seconds




Specifications	
Speed:	6000 rpm
RCF Standard Rotor:	2,000 x g
RCF Strip Rotor:	1,177 x g
Power:	115 V, 60 Hz, 130 mA, or 240 V, 50/60 Hz, 65 mA
Fuse:	0.5 A, 250 V (F)
Dimensions:	150 x 150 x 117 mm

Microcentrifuge		
Cat. No.	Description	Pack Size
N2631-0007	MiniFuge	1

The microcentrifuge is supplied with: One power cord, two rotors ('Standard' for use with 1.5/2.0 ml tubes, and 'Strip' for use with 0.2 ml tubes), six adaptors (to convert the Standard rotor for use with 0.5 ml tubes), and a wrench for changing the rotors.

Images for illustrative purposes only. Tubes not supplied.

\*For detailed information please see user manual on our website.



# Out of this world

Centrifuges MiniSpin®/MiniSpin® plus

**eppendorf**

# They do exist after all: Real-life personal centrifuges

## Personal Centrifuges MiniSpin and MiniSpin plus

Real-life personal centrifuges do exist. They are the MiniSpin and MiniSpin plus from Eppendorf®, the world's number-one manufacturer in microcentrifuges.

Their sleek exterior is home to safe, reliable and durable technology. The out-of-this-world design combines functionality, safety, ease of use and comfort—a lot of “high” qualities to come standard in one compact microcentrifuge.

Both models are high-performance, easy-to-operate 12-position models for research with small sample requirements. The perfectly designed metal rotor lid even accommodates virtually all spin columns.


### In detail:

The maintenance-free drive of MiniSpin accelerates up to 12 x 1.5/2.0 ml microcentrifuge tubes to a maximum speed of 12,100 x g (13,400 rpm) in the blink of an eye—and so quietly that you'll hardly know it's there.

MiniSpin plus can top even that, reaching a maximum speed of 14,100 x g (14,500 rpm).

### Shared product features

- Extremely compact, with exceptionally small footprint
- Unbelievably quiet operation
- Maintenance-free drive
- Easy-to-understand digital display
- Separate short-spin key
- Automatic lid release
- Capacity: 12 x 1.5/2.0 ml tubes
- Autoclavable rotor and rotor lid (121 °C, 20 min)
- Acceleration and braking times lower than 13 s (for max. speed)
- PCR strip rotor




- Use the arrow keys to easily select run time and speed



MiniSpin and MiniSpin plus feature user-friendliness à la Eppendorf, including automatic lid release, a simple and easy-to-read display for intuitive operation and a separate short-spin key for immediate runs. MiniSpin plus even allows you to choose your own speed in short-spin mode as well as set the built-in timer to 99 minutes or "continuous operation."

Their unique performance is in a galaxy of their own: finally, it's now possible to process samples rapidly and carry out routine runs, such as pelleting precipitated DNA or RNA, at your own lab bench with minimum time and effort.

\* For further tubes information please refer to the following web page:  
[www.eppendorf.com/safelock](http://www.eppendorf.com/safelock)



- PCR strip rotor (for up to 2 × 8-tube PCR strips)

MiniSpins can accommodate a large variety of tube formats, including:


- 1.5/2.0 mL Eppendorf Safe-Lock Tubes\*
- 0.2/0.4/0.5 and 0.6 mL tubes can be processed with the corresponding Eppendorf adapters
- Protein LoBind Tubes\*
- DNA LoBind Tubes\*
- PCR clean tubes\*
- Biopur® tubes\*
- and other high-quality Eppendorf Tubes®.

#### MiniSpin product features

- Includes standard rotor made of anodized aluminum
- Max. speed: 12,100 × g (13,400 rpm)
- Timer can be set up to 30 minutes

#### MiniSpin plus additional product features

- Includes refined aluminum rotor
- Max. speed: 14,100 × g (14,500 rpm)
- Continuous centrifugation possible
- Timer can be set up to 99 minutes
- Easily set/switch between rpm and rcf



serves *in-vitro* diagnostic medical devices within the meaning of Directive 98/79/EC of the European Parliament and of the Council of 27 October 1998 *in-vitro* diagnostic medical devices. Eppendorf centrifuges are intended exclusively for use indoors, and for operation by qualified staff.



- Original Eppendorf Tubes® are perfect for use in MiniSpin

## Personal Centrifuges MiniSpin and MiniSpin plus

### Technical specifications

Description	MiniSpin	MiniSpin plus
Maximum rcf	12,100 x g	14,100 x g
Maximum speed	13,400 rpm	14,500 rpm
Speed set and displayed in rpm and rcf	No	Yes
Rotor capacity	12 x 1.5 ml/2.0 ml (adapters available for smaller tubes)	12 x 1.5 ml/2.0 ml (adapters available for smaller tubes)
Acceleration time to max. speed	13 s	13 s
Braking time from max. speed	12 s	12 s
Timer	15 s to 30 min	15 s to 99 min, with continuous function
Dimensions (W x D x H)	22.6 x 23.9 x 11.9 cm	22.6 x 23.9 x 11.9 cm
Net weight, incl. rotor	4.3 kg	4.3 kg
Power supply	230 V/50–60 Hz	230 V/50–60 Hz
Power requirement	70 W	85 W

## Ordering Information and Accessories for all MiniSpin models

### Ordering information

Description	Order no.
<b>MiniSpin</b>	
230 V/50–60 Hz, incl. standard rotor in anodized aluminum, 45° angle, 12 places for 1.5/2.0 ml tubes with max. 11 mm Ø, complete with stainless steel lid	5452 000.018
<b>MiniSpin plus</b>	
230 V/50–60 Hz, incl. rotor, in refined black aluminum, 45° angle, 12 places for 1.5/2.0 ml tubes with max. 11 mm Ø, complete with stainless steel lid	5453 000.011
<b>Rotors and adapters</b>	
<b>Rotor lid (stainless steel)</b> for F-45-12-11 with knurled nut	5452 702.000
<b>Rotor F-55-16-5-PCR</b> , incl. rotor lid, $r_{max}$ : 4.9 cm, 9,840 x g (13,400 rpm), 11,520 x g (14,500 rpm)	5452 727.007
<b>Rotor lid (stainless steel)</b> for F-55-16-5-PCR	5452 730.008
<b>Adapters</b>	
For 0.5 ml tubes and 0.6 ml Microtainer®, set of 6	5425 716.001
For 0.4 ml tubes; set of 6	5425 717.008
For 0.2 ml PCR tubes; set of 6	5425 715.005

Microtainer® is a registered trademark of Becton Dickinson.

**eppendorf**  
In touch with life

Your local distributor: [www.eppendorf.com/worldwide](http://www.eppendorf.com/worldwide)

Eppendorf AG · 22331 Hamburg · Germany · Tel. +49 40 538 01-0 · Fax +49 40 538 01-556 · E-Mail: [eppendorf@eppendorf.com](mailto:eppendorf@eppendorf.com)  
Eppendorf North America, Inc. · One Cantiague Road, P.O. Box 1019 · Westbury, N.Y. 11590-0207 USA  
Tel. +1 516 334 7500 · Toll free phone 800 645 3050 · Fax +1 516 334 7506 · E-Mail: [info@eppendorf.com](mailto:info@eppendorf.com)

**Application Support:** Europe, International: Tel. +49 1803 666 789 · E-Mail: [support@eppendorf.com](mailto:support@eppendorf.com)  
North America: Tel. 800 645 3050 ext. 2258 · E-Mail: [support\\_NA@eppendorf.com](mailto:support_NA@eppendorf.com)  
Asia, Pacific: Tel. +603 8023 2769 · E-Mail: [support\\_AsiaPacific@eppendorf.com](mailto:support_AsiaPacific@eppendorf.com)